

County Jails: Maxed Out

NDACo Survey Findings as of October 1, 2015

- To provide high-level overview of corrections in North Dakota with focus on Counties
- Survey of ALL County Jail Facilities
 - 23 licensed for +96 hour holds

Incarceration Rates Nationwide

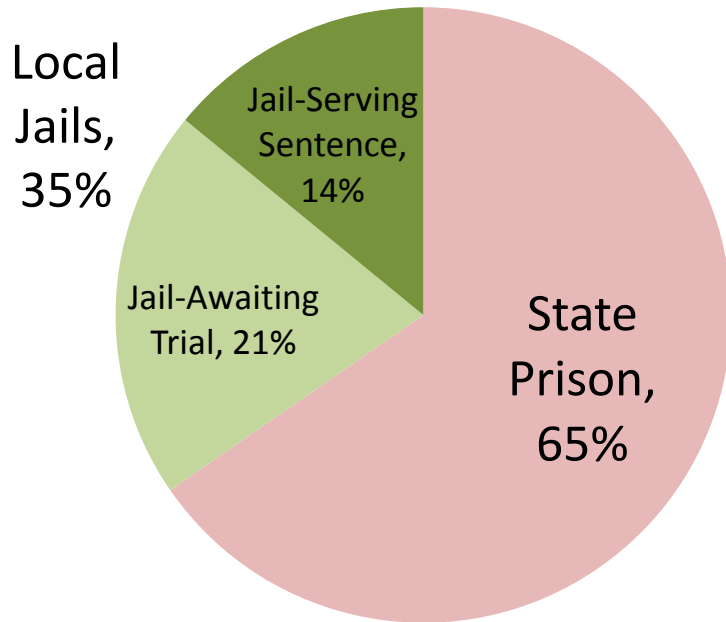
State & Local Inmates per 100,000 Population

Louisiana	1,420	Indiana	910	Illinois	700
Oklahoma	1,300	Virginia	910	West Virginia	660
Mississippi	1,270	South Carolina	880	Connecticut	620
Alabama	1,230	Idaho	860	Utah	620
Georgia	1,220	Pennsylvania	850	Nebraska	600
Texas	1,130	Wyoming	840	Washington	550
Arizona	1,090	South Dakota	820	New Jersey	540
Arkansas	1,010	Colorado	790	Iowa	530
Florida	990	Michigan	790	New York	530
New Mexico	980	Ohio	780	Hawaii	510
Delaware	960	Wisconsin	780	North Dakota	470
Tennessee	960	Kansas	760	New Hampshire	460
Kentucky	950	Montana	760	District of Columbia	450
Missouri	950	California	750	Vermont	410
Alaska	940	Oregon	740	Massachusetts	400
Nevada	930	North Carolina	730	Rhode Island	400
U.S. total	910	Maryland	710	Minnesota	380
				Maine	350

While North Dakota's jail and prison populations have been growing significantly, our incarceration rate is still almost half of the US average and the lowest of our neighboring states with the exception of Minnesota. (BJS – National Prisoner Statistics Program)

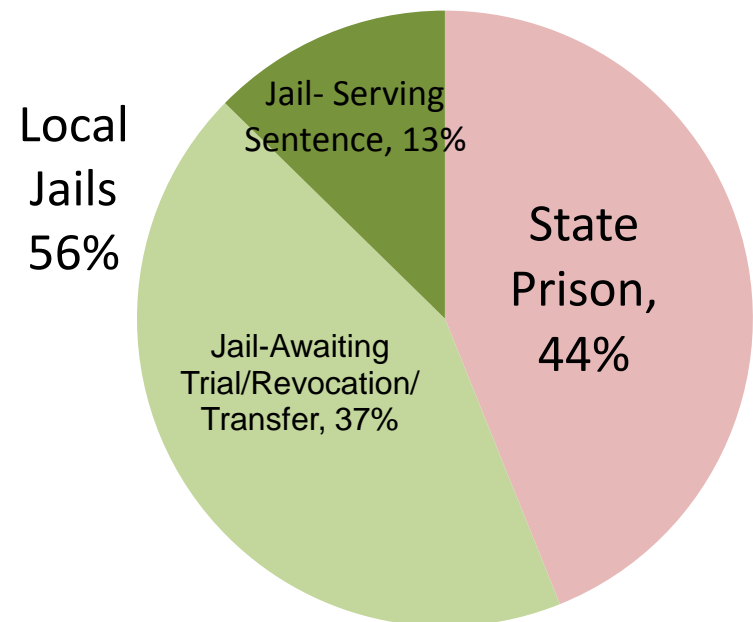
Jail vs. Prison Population

Nationwide



Data: Bureau of Justice Statistics –
Jail Inmates at Midyear – Statistical Tables

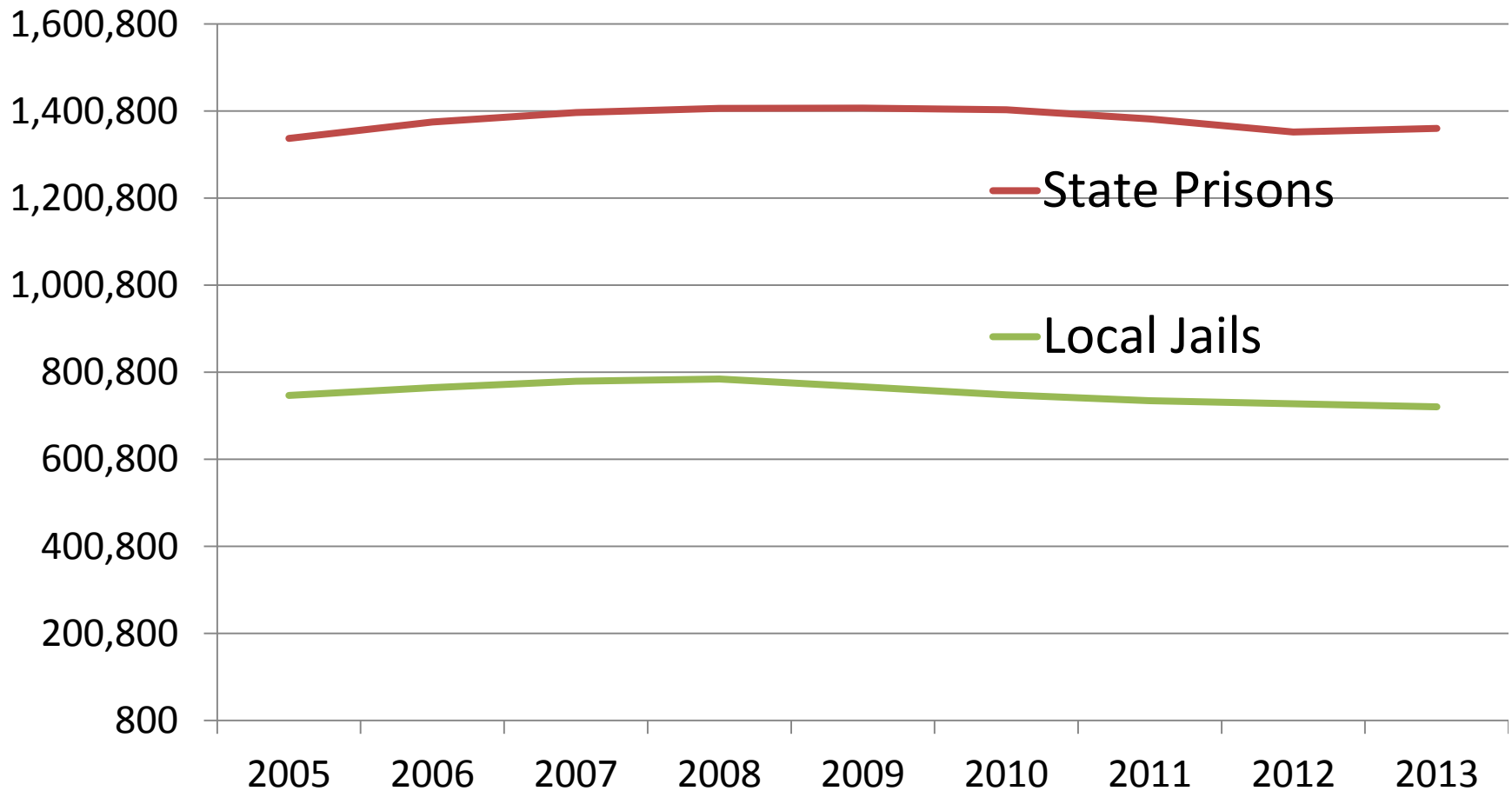
North Dakota



Data: DOCR Newsletter “The Insider” – Oct. 2015 Edition
NDACo Survey of County Jail Facilities, Oct. 2015

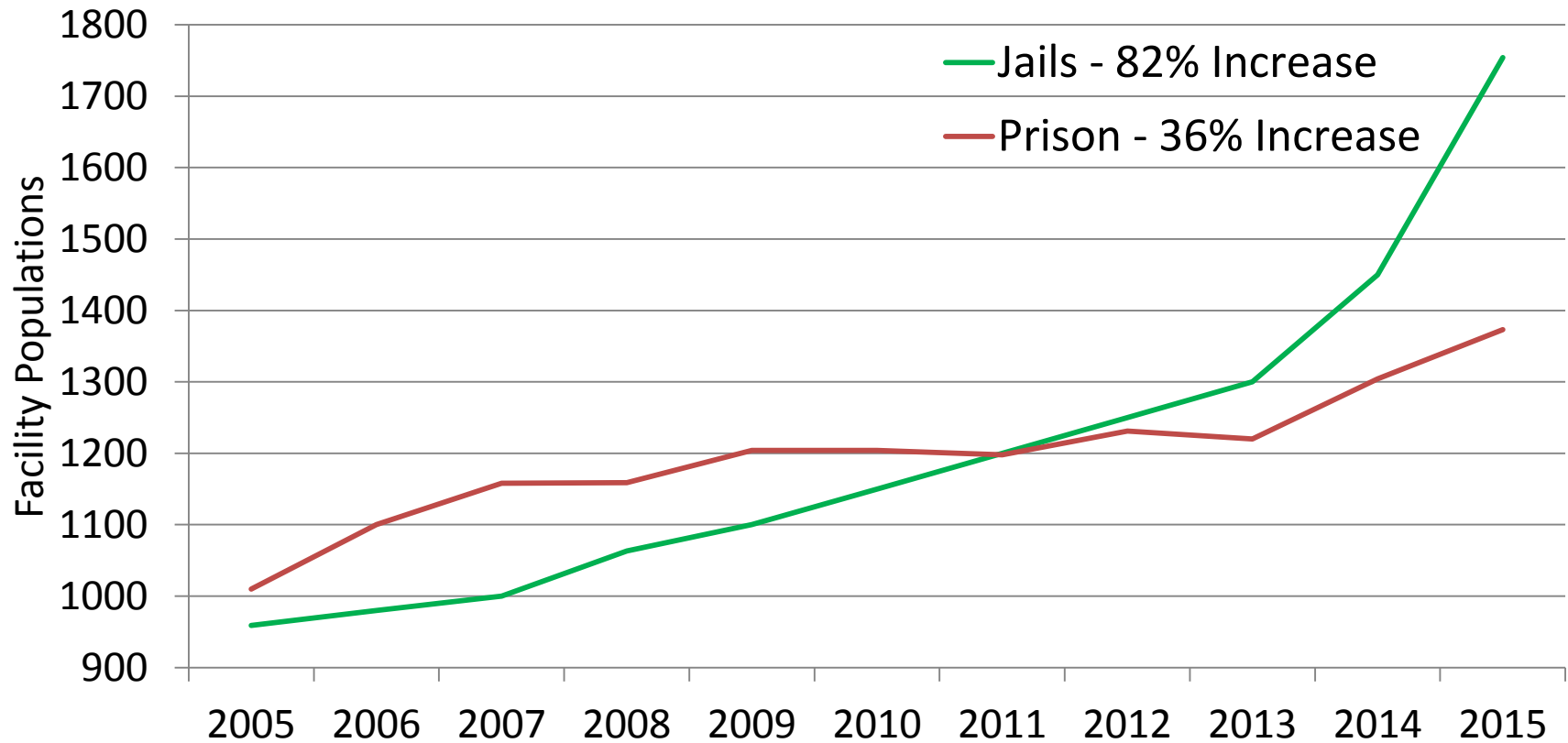
North Dakota’s county jails consistently house a greater percentage of our state’s offenders than local jails across the country.

Local Jail vs. State Prison Population Rate of Growth Nationwide



Nationwide, both state and local correctional populations have remained relatively stable for the past ten years, after significant growth in the 1980's and 1990's

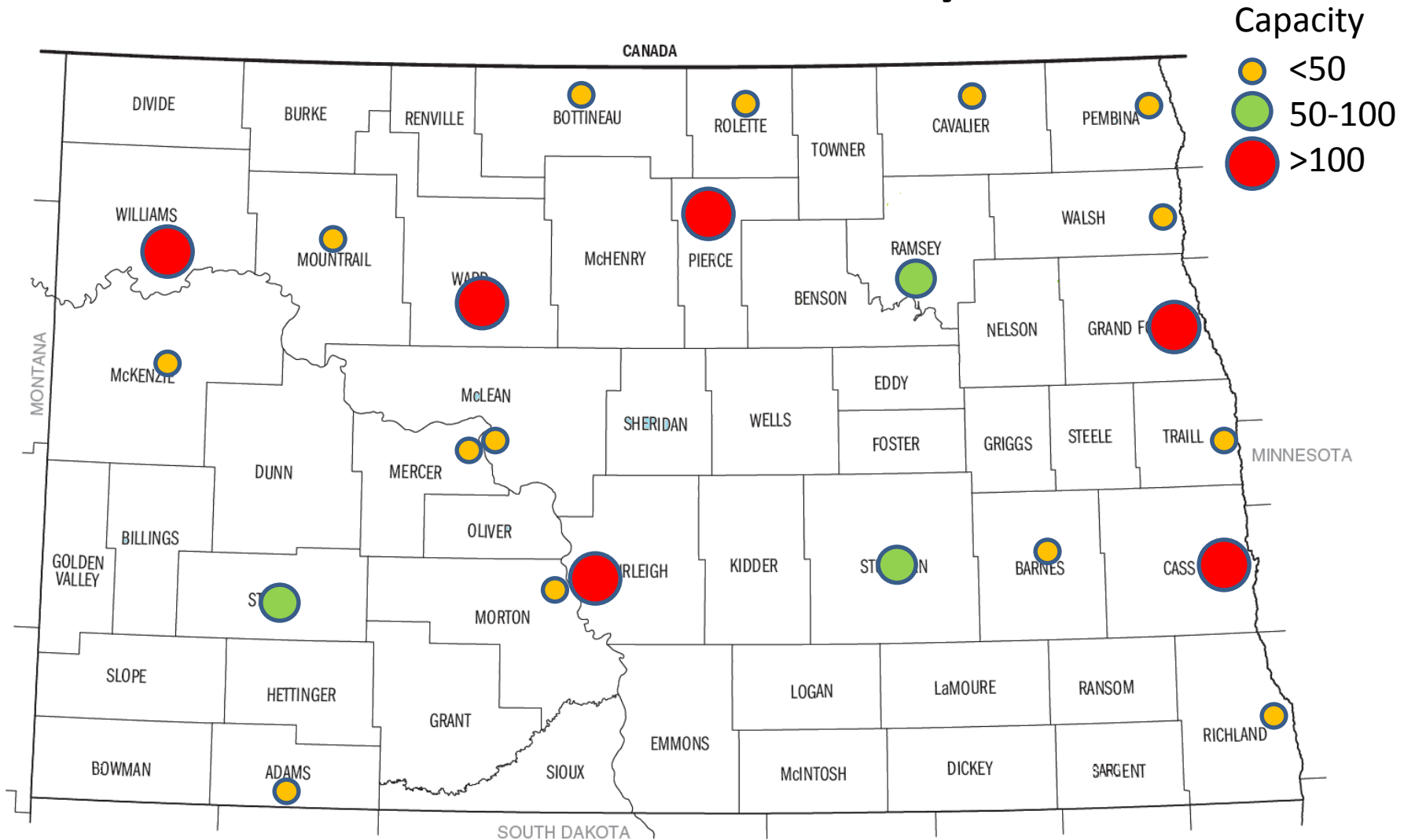
Local Jail vs. State Prison Population Rate of Growth in North Dakota



North Dakota however has seen rapid growth in its state prison population in the past ten years, and VERY rapid growth in its jail population, particularly in the past two years.

Data: DOCR Newsletter "The Insider" – DOCR Facilities plus DWCRC
NDACo Periodic Survey of County Jail Facilities excluding DWCRC

North Dakota County Jails



North Dakota has 23 jails that are licensed to hold prisoners for more than 96 hours, with a current capacity of about 1,750. Today, most jails are operating at or beyond their licensed capacity.

Lack of Jail Space Causes Transportation Issues

4 Jails forced to transport **365** days a year

3 Jails transported **90-180** days

SAFETY

COST

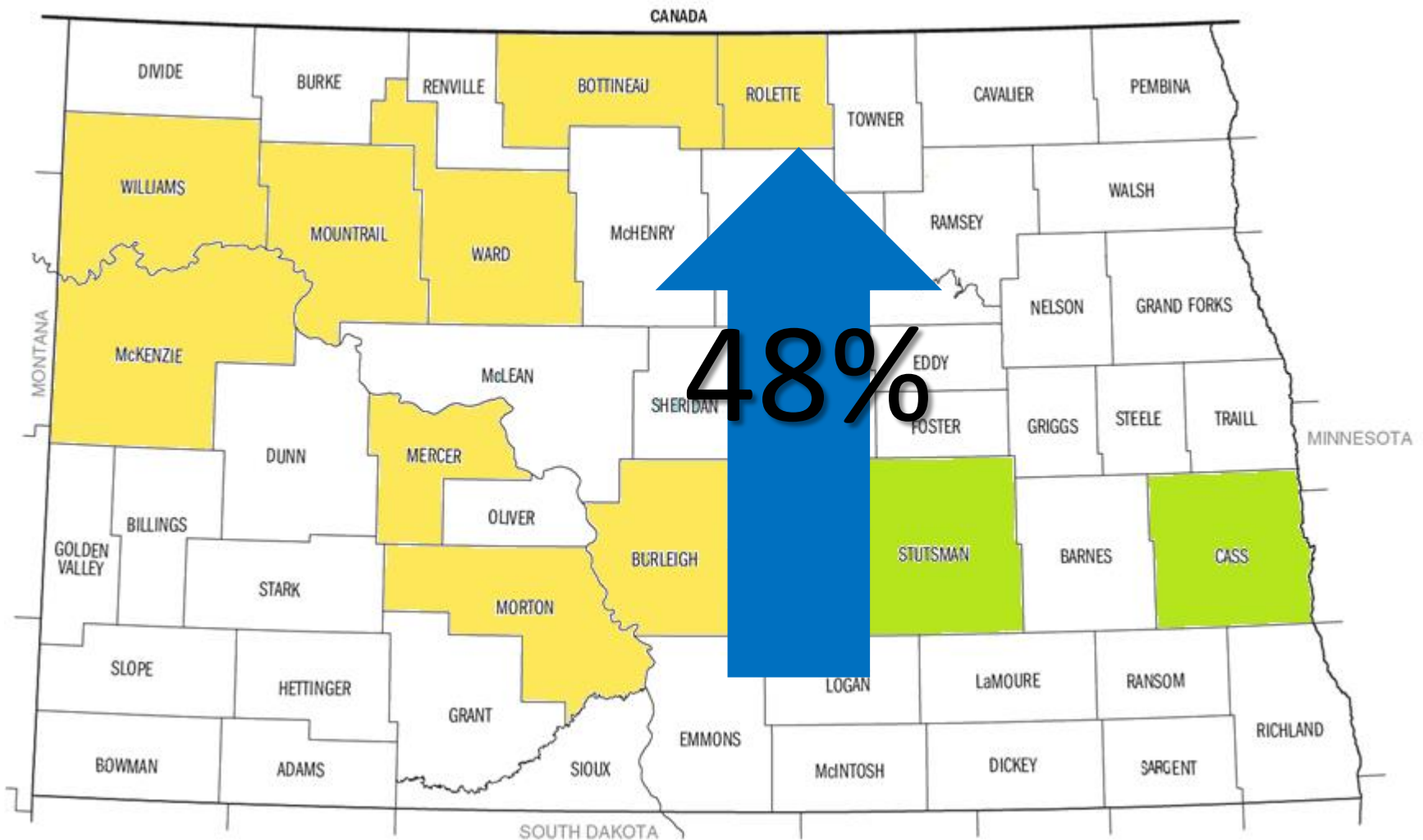
RESOURCES

Closest available space: 3-6 hours away

Transporting inmates to SD, MT, MN



North Dakota County Jail Expansions



Nine of the 23 jails are currently being replaced or expanded, increasing statewide jail capacity by **840 beds or 48%**. Additionally, Stutsman & Cass Co. are considering expansion projects.

COUNTY JAIL PROJECTS



Above:
**Burleigh/Morton County
Detention Center**
476 beds – April '17

Left:
Mountrail County Addition
42 beds – December '16